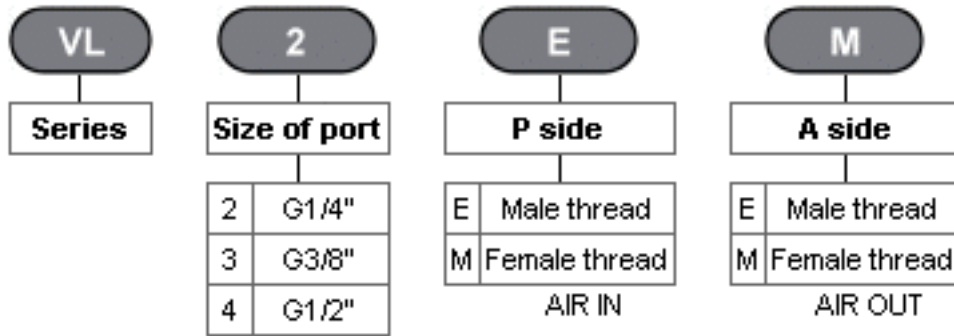


Specifications:

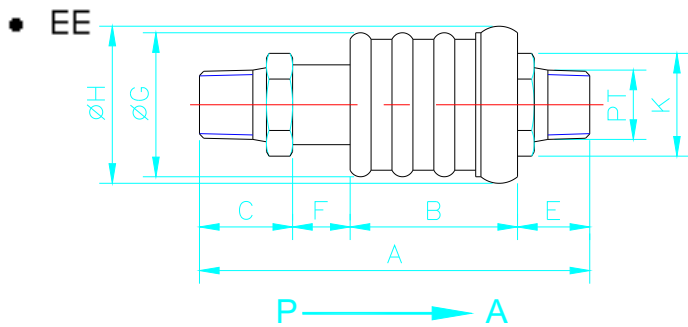
Model	VL2	VL3	VL4
Symbol			
Port size	G1/4"	G3/8"	G1/2"
Operating fluid	Air		
Pressure range kgf/cm ²	0~10 (0~1Mpa)		
Flow A → B (NI/min)	1000	1400	2000
Temp. range	0~60°C		



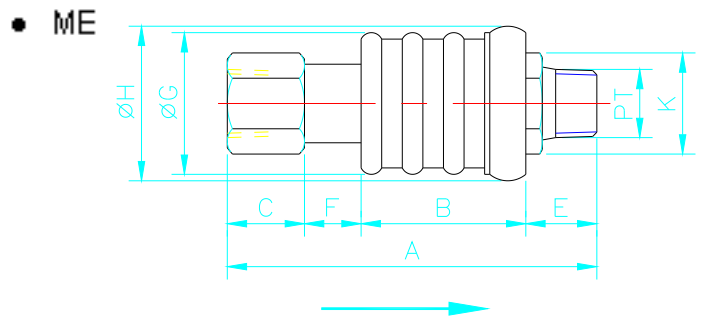
How to Order:



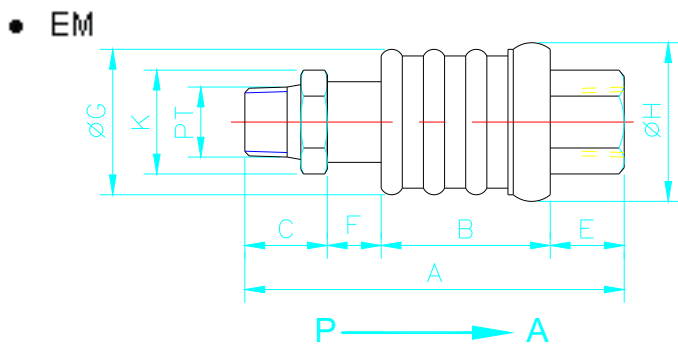
External Dimensions:



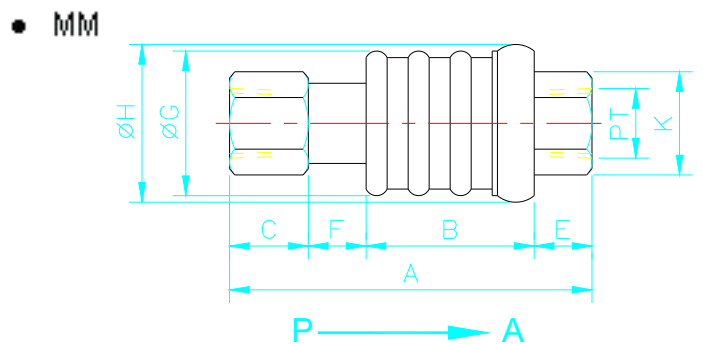
Item	A	B	C	E	F	øG	øH	K	PS
VL2EE	74.6	32	17.8	13.8	11	27.5	30	17	G1/4"
VL3EE	76	32	18.5	14.5	11	27.5	30	19	G3/8"
VL4EE	88.5	43.5	17	14	14	40	44.7	26	G1/2"



Item	A	B	C	E	F	øG	øH	K	PS
VL2ME	71.8	32	15	13.8	11	27.5	30	17	G1/4"
VL3ME	72.5	32	15	14.5	11	27.5	30	19	G3/8"



Item	A	B	C	E	F	øG	øH	K	PS
VL2EM	71.8	32	17.8	11	11	27.5	30	17	G1/4"
VL3EM	72.5	32	18.5	11	11	27.5	30	19	G3/8"



Item	A	B	C	E	F	øG	øH	K	PS
VL2MM	69	32	15	11	11	27.5	30	17	G1/4"
VL3MM	69	32	15	11	11	27.5	30	19	G3/8"