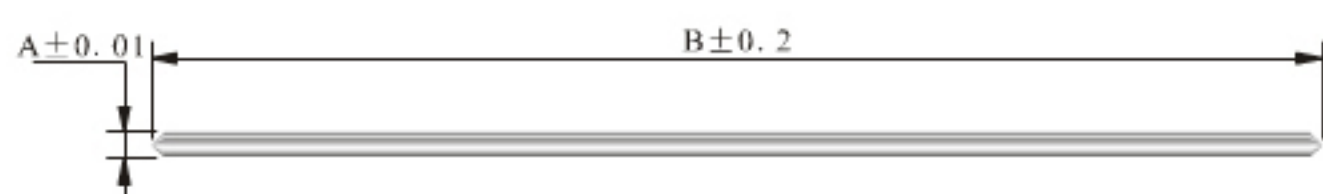


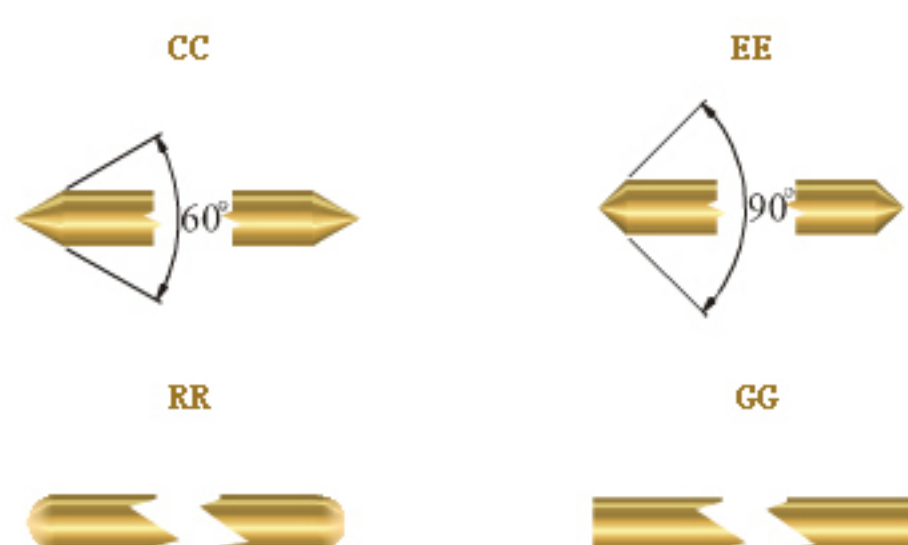
UNIVERSAL



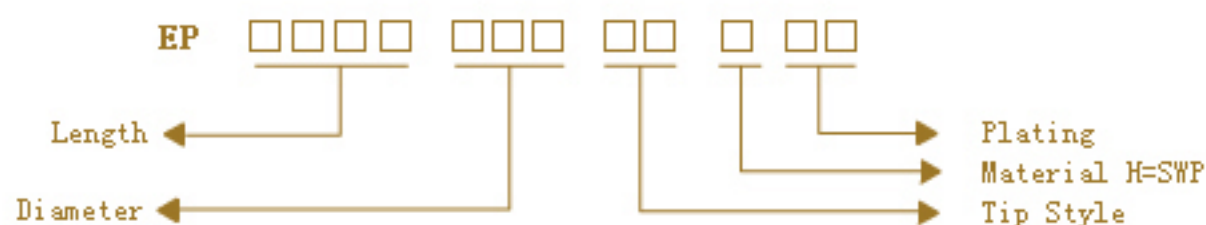
SPECIFICATIONS

Part Number	Dimension Unit:mm		Tip Style	Plating
	A	B		
EP-□□□□025□□-H□□	ϕ 0.25	95.25 or 36.00	CC or EE or RR or GG	Ni=07 or Au=05
EP-□□□□030□□-H□□	ϕ 0.30			
EP-□□□□035□□-H□□	ϕ 0.35			
EP-□□□□040□□-H□□	ϕ 0.40			
EP-□□□□045□□-H□□	ϕ 0.45			
EP-□□□□050□□-H□□	ϕ 0.50			
EP-□□□□060□□-H□□	ϕ 0.60			
EP-□□□□070□□-H□□	ϕ 0.70			
EP-□□□□080□□-H□□	ϕ 0.80			
EP-□□□□090□□-H□□	ϕ 0.90			
EP-□□□□100□□-H□□	ϕ 1.00			
EP-□□□□110□□-H□□	ϕ 1.10			
EP-□□□□120□□-H□□	ϕ 1.20			
EP-□□□□130□□-H□□	ϕ 1.30			

Tip Style




How to Order



SPECIFICATIONS

Part Number	Dimension Unit:mm				Tip Style of Pinhead
	A	B	C	D	
E-□□□□08□060	ϕ 0.8	8.00	ϕ 0.6	37.00	E or D
E-□□□□10□080	ϕ 1.0		ϕ 0.8	95.25 or 37.00	
E-□□□□13□080	ϕ 1.3				
E-□□□□15□080	ϕ 1.5				
E-□□□□18□080	ϕ 1.8				
E-□□□□25□080	ϕ 2.5				
E-□□□□30□080	ϕ 3.0				
E-□□□□35□080	ϕ 3.5				
E-□□□□40□080	ϕ 4.0				

Tip Style



Materials

Pinhead	Brass
Needle Body	SWP
Plating of Plunger	Au or Ni

How to order

