









Auxiliary Equipment



© 2007 Advfit Automation Sdn Bhd. All Right Reserved.

Product Range	Speed Controller	Silencer	Brass Silencer	Check Valve	Needle Valve
Body Shape					
Type	BN-2800	BN-2600	BN-9N12M	BN-9L21	BN-9N11
Diameter	6A~40A 6 A-40A	6A~40A 6 A-40A	M5·6A·10A M5 6A 10A	8A~25A 8 A- 25A	8A~25A 8 A- 25A

Air Switch

Product Range	Flow Switch	Pressure Switch	Foot Switch	
Body Shape				
Type	BN-1321	BN-1311	BN-1217T BN-1213-18-52-54	BN-1411
Diameter	10 A 15A	20 A-40A	6 A 10 A	--

Check Valve

Product Range	Air Filter		
Body Shape			
Type	NH-503J2	NH-5L3	NI-505
Diameter	15 A	15 A	20 A

© 2007 Advfit Automation Sdn Bhd. All Right Reserved.