

RETRO-REFLEX POLARISED AXIAL SENSOR

BA 966 S

BA 966 S

- Sensing distance
On reflector \varnothing 46 : 10 cm to 1m
On reflector \varnothing 84 : 10 cm to 2m
- Supply : 10 / 30 VDC
- Output : PNP / NPN
- Friendly adjustment by key + / -
- Bargraph



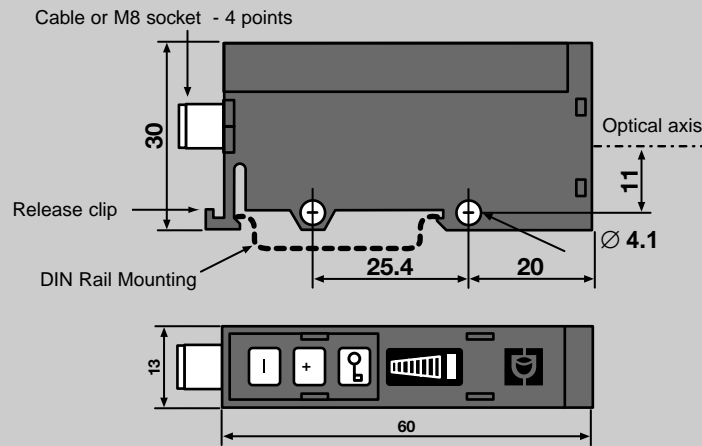
Description :

- Immunity to reflection
- Simple adjustment
- Sensitivity bargraph
- Maximum and minimum sensitivity indication
- Keyboard lock
- Direct or inverse output
- Output : PNP / NPN
- Cable or M8 socket
- Polycarbonate strong housing

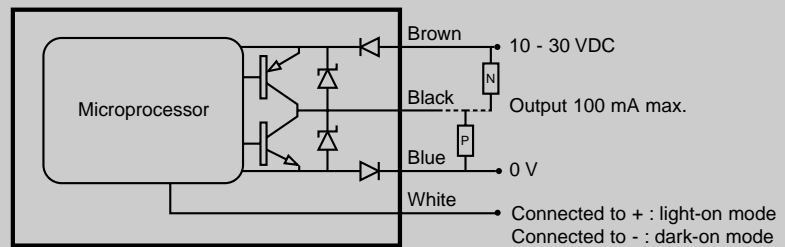
Applications :

- Position or presence control of parts on conditioning machine.
- Through-beam on a conveyor.
- Detection of shiny parts.

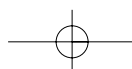
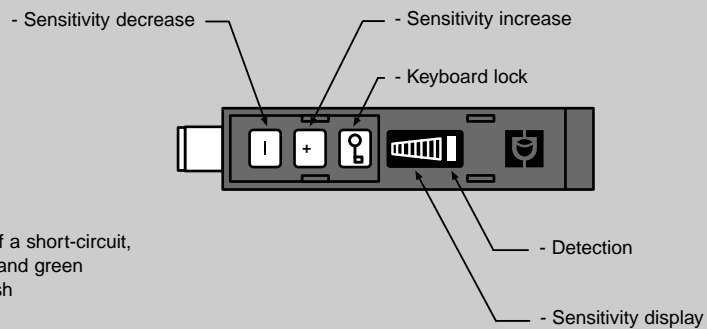
Dimensions

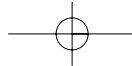


Wiring Diagram



Display and Keyboard





RETRO-REFLEX POLARISED AXIAL SENSOR






BA 966 S


Technical Information

| | | |
|------------------------------------|-------------------------------------|---|
| Supply | voltage | 10 / 30 VDC ripple < 10% within specified limits |
| | consumption | < 40 mA |
| Response time | t _{on} or t _{off} | < 500 µs |
| | switching frequency | < 1 KHz |
| Output | max. nominal intensity | 100 mA |
| | residual voltage at 100 mA | < 2 V |
| | residual voltage at 10 mA | < 1 V |
| Emission | LED | red |
| | modulation frequency | 8 KHz |
| Temperature | operating | 0 to 60 °C |
| | storage | -20 to 80 °C |
| External light immunity | incandescent light | 10 000 lux |
| | sunlight | 20 000 lux |
| Protections | supply | inverse polarity protection |
| | output | permanent short-circuit or over-load protection |
| | degree of protection | IP 65 |
| Light-on / dark-on function | | see wiring diagram |

This product is UL listed if powered by a class II power supply or a 30 VDC max. insulated power supply (e.g. insulated transformer) protected by a 3A max UL listed fuse

Adjustment

| | | | |
|--|--|--|---|
| <p>SENSITIVITY ADJUSTMENT</p> <p>To increase</p>  <p>step by step or continuous action</p> <p>To decrease</p>  <p>step by step or continuous action</p> | <p>LIGHT-ON / DARK-ON</p> <p>See "Wiring Diagram"</p> | <p>SENSITIVITY INDICATION OF MINIMUM AND MAXIMUM SENSITIVITY INDICATION</p> <div style="text-align: center;">  <p>Upper LED will flash (2 sec.) when maximum sensitivity is reached</p> </div> <div style="text-align: center;">  <p>Lower LED will flash (2 sec.) when minimum sensitivity is reached</p> </div> | <p>INDICATION OF OVER-LOAD OR SHORT-CIRCUIT</p> <div style="text-align: center;">  <p>Both green and red LED flash</p> </div> |
|--|--|--|---|

Keyboard lock / unlock :  during 3 seconds  flashes

Press the key until bargraph stops flashing



*CE following directives 89 / 336 / CEE and 92 / 31 / CEE (see DINEL for test conditions)
*This product should not be used in applications that would endanger individuals. Any change of label is strictly forbidden.

Document non contractuel, Edition 10/05

