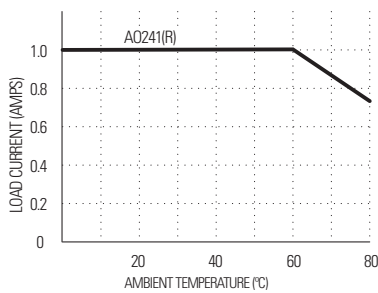


- Compact for High Density PCB Mount
- DC Control, AC Output
- Triac (AO) or SCR (ASO) Output
- Crydom's Patented Design

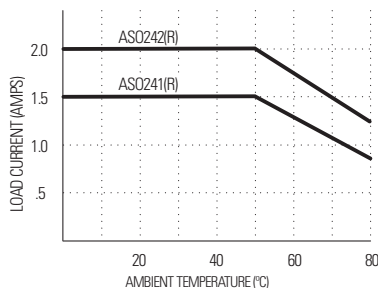
AO models offer Triac output, ASO models are SCR output. The AO241(R) are rated up to 1.0A, the ASO241(R) up to 1.5A SPST-NO, and the ASO242(R) up to 2.0A. ASO models are designed for switching highly inductive, low current loads such as solenoids. Available in either zero voltage or random switching (R) versions.

Manufactured in Crydom's ISO 9001 Certified facility for optimum product performance and reliability.

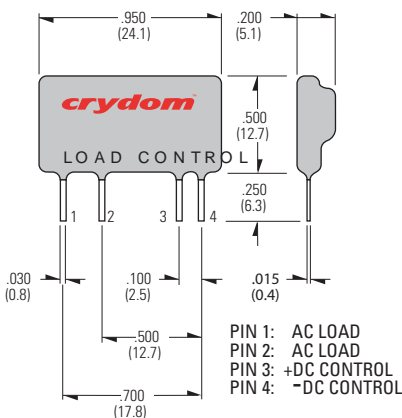
## CURRENT DERATING CURVES



AO Max. Load Current vs. Temp.



ASO Max. Load Current vs. Temp.



## APPROVALS

UL E116950  
CSA LR81689  
CE

SERIES AO, ASO.  
Rev. 092507  
PAGE 1 OF 1

MODEL NO.	AO241	AO241R	ASO241	ASO241R	ASO242	ASO242R
<b>INPUT SPECIFICATIONS</b> ①						
Control Voltage Range	4-10 Vdc		4-10 Vdc		4-10 Vdc	
Nominal Input Impedance	300 Ohm		300 Ohm		300 Ohm	
Typical Input Current @ 5 Vdc	15 mAdc		15 mAdc		15 mAdc	
Must Turn On Voltage	4.0 Vdc		4.0 Vdc		4.0 Vdc	
Must Turn Off Voltage	1.0 Vdc		1.0 Vdc		1.0 Vdc	
<b>OUTPUT SPECIFICATIONS</b> ①						
Operating Voltage Range (47-63 Hz)	24-280 Vrms		12-280 Vrms		12-280 Vrms	
Load Current Range	.025-1.0 Arms		.025-1.5 Arms		.06-2.0 Arms	
Transient Over-Voltage	600 Vpk		600 Vpk		600 Vpk	
Max. Surge Current, (16.6ms)	40 Apk		40 Apk		120 Apk	
Min. Off-State dv/dt @ Max. Rated Voltage ③	500 V/μsec		500 V/μsec		500 V/μsec	
Max. Off-State Leakage @ Rated Voltage	0.1 mArms		0.1 mArms		0.1 mArms	
Max. On-State Voltage Drop @ Rated Current	1.5 Vpk		1.5 Vpk		1.5 Vpk	
Max. Turn-On Time	1/2 cycle	0.1 msec	1/2 cycle	0.1 msec	1/2 cycle	0.1 msec
Max. Turn-Off Time	1/2 cycle		1/2 cycle		1/2 cycle	
Power Factor (Min.) W/ith Max. Load	0.5		0.5		0.5	

## GENERAL SPECIFICATIONS

Dielectric Strength ②	2500 Vrms
Insulation Resistance (Min.) @ 500 Vdc ②	10 <sup>9</sup> Ohm
Max. Capacitance	8.0 pF
Ambient Operating Temperature Range	-30 to 80°C
Ambient Storage Temperature Range	-30 to 125°C

## MECHANICAL SPECIFICATIONS

Weight: (typical)	0.15 oz. (4.3 g)
Encapsulation:	Thermally Conductive Epoxy

## GENERAL NOTES

- ① All parameters at 25°C unless otherwise specified.
- ② Dielectric and insulation resistance are measured between input and output.
- ③ Off-State dv/dt test method per EIA/NARM standard RS-443.

© 2007 CRYDOM Inc., Specifications subject to change without notice.

For recommended applications and more information contact:

USA: Sales Support (877) 502-5500 Tech Support (877) 702-7700 FAX (619) 710-8540

Crydom Inc., 2320 Paseo de las Americas, Ste. 201, San Diego, CA 92154

Email: sales@crydom.com WEB SITE: <http://www.crydom.com>

UK: +44 (0)1202 606030 • FAX +44 (0)1202 606035 Crydom SSR Ltd., Arena Business Centre,

Holyrood Close, Poole, Dorset BH17 7FJ, Email: [intsales@crydom.com](mailto:intsales@crydom.com).

GERMANY: +49 (0)180 3000 506



## ANNEX – ENVIRONMENTAL INFORMATION:

The environmental information disclosed in this annex including the EIP Pollution logo are in compliance with People's Republic of China Electronic Industry Standard SJ/T11364 – 2006, Marking for Control of Pollution Caused by Electronic Information Products.

Part Name	Toxic or hazardous Substance and Elements					
	Lead (Pb)	Mercury (Hg)	Cadmium (Cd)	Hexavalent Chromium (Cr (VI))	Polybrominated biphenyls (PBB)	Polybrominated diphenyl ethers (PBDE)
Semiconductor die	X	O	O	O	O	O
Solder	X	O	O	O	O	O

### 附件 - 环保信息:

此附件所标示的包括电子信息产品污染图标的环保信息符合中华人民共和国电子行业标准 **SJ/T11364 - 2006**, 电子信息产品污染控制标识要求

部件名称	有毒有害物质或元素					
	铅 (Pb)	汞 (Hg)	镉 (Cd)	六价铬 (Cr (VI))	多溴联苯 (PBB)	多溴二苯醚 (PBDE)
半导体芯片	X	O	O	O	O	O
焊接点	X	O	O	O	O	O

