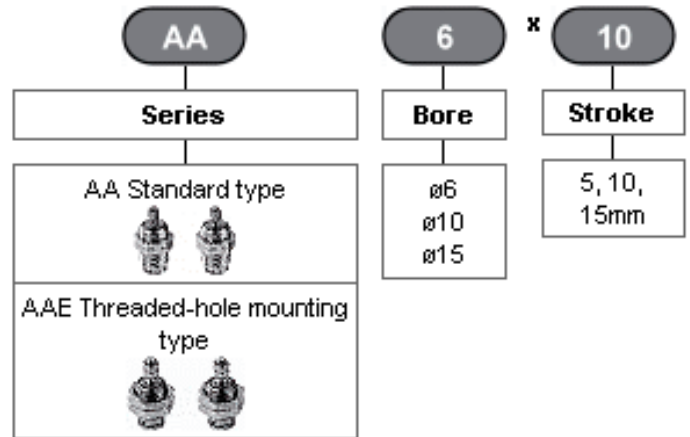


Specifications:

Action		Single acting, spring return
Max. operating pressure		0.7Mpa (7.1kgf/cm ²)
Min. operating pressure	ø6	0.2Mpa (2.0kgf/cm ²)
	ø10, ø15	0.15Mpa (1.5kgf/cm ²)
Proof pressure		1.05Mpa(10kgf/cm ²)
Temp. range		-10°C~+70°C
Lubrication		Not required
Cushion		Nil
Stroke tolerance		+1.0 -0
Mounting type		Standard Threaded-hole mounting type
(Auxillary)		Mounting nut(2) *Piston rod end nut(2)



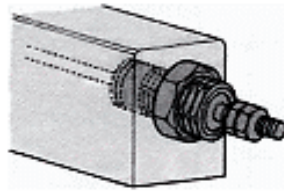
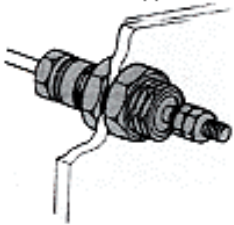
How to Order:



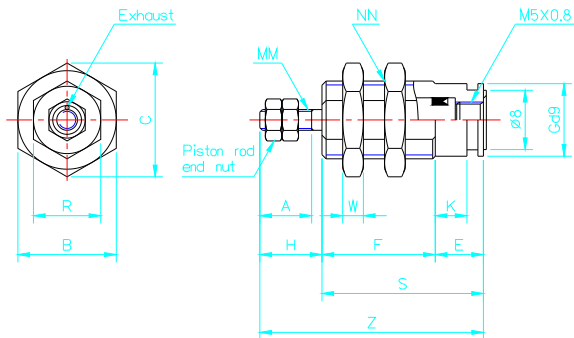
Mounting Type:

Standard type AA

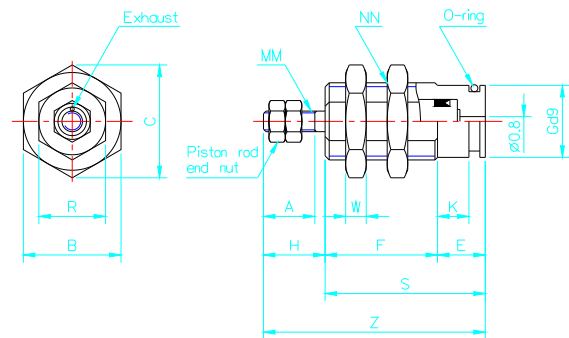
Threaded-hole mounting type AAE



Standard type AA



Threaded-hole mounting type AAE (only ø15)



Type	A	B	C	E	F			G	H	K	MM	NN	R	S			W	Z		
					5"	10"	15"							5"	10"	15"		5"	10"	15"
AA6	7	12	13.9	6	12.5	19.5	26.5	8.5	9	3.5	M3x0.5	M10x1.0	9	18.5	25.5	32.5	3	27.5	34.5	51.5
AA10	10	19	22	6	14.5	21	28	12	12	3.5	M4x0.7	M15x1.5	13	20.5	27	34	4	32.5	39	46
AA15	12	27	31	7	16.5	22.5	29	19	14	4.2	M5x0.8	M22x1.5	20	23.5	29.5	36	5	37.5	43.5	50

Type	A	B	C	E	F			G	H	K	MM	NN	R	S			W	Z		
					5"	10"	15"							5"	10"	15"		5"	10"	15"
AAE15	12	27	31	7	16.5	22.5	29	19	14	4.2	M5x0.8	M22x1.5	20	23.5	29.5	36	5	37.5	43.5	50

Mounting hole dimensions for threaded-hole mounting type.

Type	Stroke	A	B	C	D	E	F	G
AAE15	5	19	14.5	11.5	4.5	M22x1.5	19	5
	10	25	20.5	17.5				

